

The Content Database User Guide

Front End Edition

This guide is intended to give a short and quick introduction into our content database.

The intention of this tool is to provide educators a resource of high quality and quantity, which allows them to take the best benefit from Texas Instruments technology and to give students the best possible learning experience.

The user can either search for specific content or just browse through the material by indicating several categories of keywords to narrow down the results.

In addition to using existing content, every educator is invited to participate in the growth and this database and share their material. In order to do so, a previous registration is required.

This guide is designed to give a short overview of the main use cases for the database.

These use cases are:

- **the search for content in the database and**
- **the submission of content to the database with the foregoing process of registration as a user.**

Index

1. Search for content.....	p. 4
2. Submitting content	
a. User registration.....	p. 6
b. Submission of a resource.....	p. 10
3. Feedback and Contact.....	p. 16
4. Disclaimer.....	p. 16

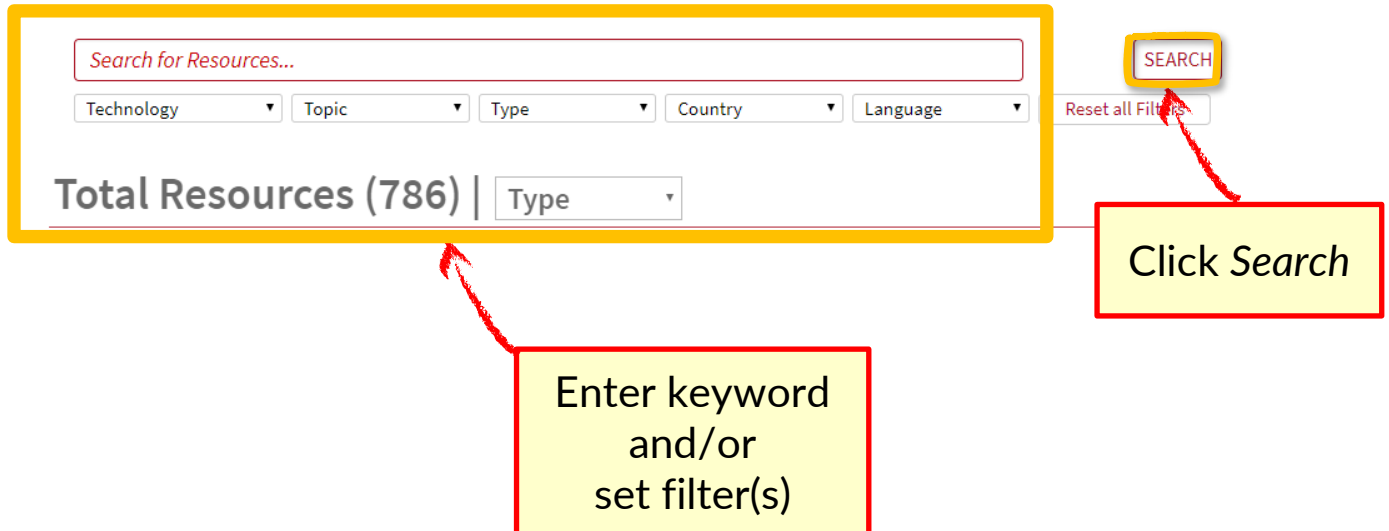
1. Search for content

Visit www.t3europe.eu/resources (or any other T³ site)



[Home](#) / [Blog](#) / [Events](#) / [Publications](#) / [Resources](#)

T³ Europe Resources



The screenshot shows the search interface for T³ Europe Resources. A yellow box highlights the search input field and filter dropdowns. A red box labeled "Click Search" points to the "SEARCH" button. Another red box labeled "Enter keyword and/or set filter(s)" points to the search input field. A "Reset all Filters" button is also visible.

Search for Resources...

Technology ▼ Topic ▼ Type ▼ Country ▼ Language ▼

SEARCH

Reset all Filters

Total Resources (786) | Type ▼

Enter keyword and/or set filter(s)

Click Search



Home / Blog / Events / Publications / Resources

T³ in Europe

T³ Europe Resources

Search for Resources...

TI-Innovator | Topic | Activities | Country | Language |

Total Resources (12) |


« 1 »



On-Ramp to Robotics Unit 1 (Motion) with Mars Rover Challenge for TI-Nspire CX
Author: Texas Instruments Inc
Topic: Computer Science, Mathematics, STEM
Tags: Algebra, Angles, Coding, Distance, Geometry, Linear Functions, Lines, Measures, Points and lines, Polygons, STEM, TI-Innovator, Triangle
 Students will learn and use basic concepts for robotic vehicle control



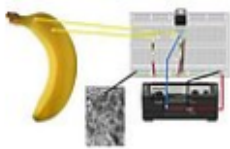
On-Ramp to Robotics Unit 1 (Motion) with Mars Rover Challenge for TI-84 Plus CE
Author: Texas Instruments Inc
Topic: Computer Science, Mathematics, STEM
Tags: Algebra, Angles, Coding, Distance, Geometry, Linear Functions, Lines, Measures, Points and lines, Polygons, STEM, TI-Innovator, Triangle
 Students will learn and use basic concepts for robotic vehicle control



Project for TI-Innovator - The Banana Switch
Author: Texas Instruments Inc
Topic: STEM
Tags: Electricity
 Learn to read a digital input pin on the TI-Innovator™ Breadboard connector of TI-Innovator™ Hub.



Pet Car Alarm for TI-Nspire CX OS 4.5
Author: Texas Instruments Inc
Topic: Biology, Computer Science, Physics, STEM
Tags: Coding, TI-Innovator
 Pets suffer when left unattended in a car on a sunny day. Understand the science behind the greenhouse effect and use math, computer programming and engineering to design a pet-smart alarm ...



Project for TI-Innovator - The Banana Switch

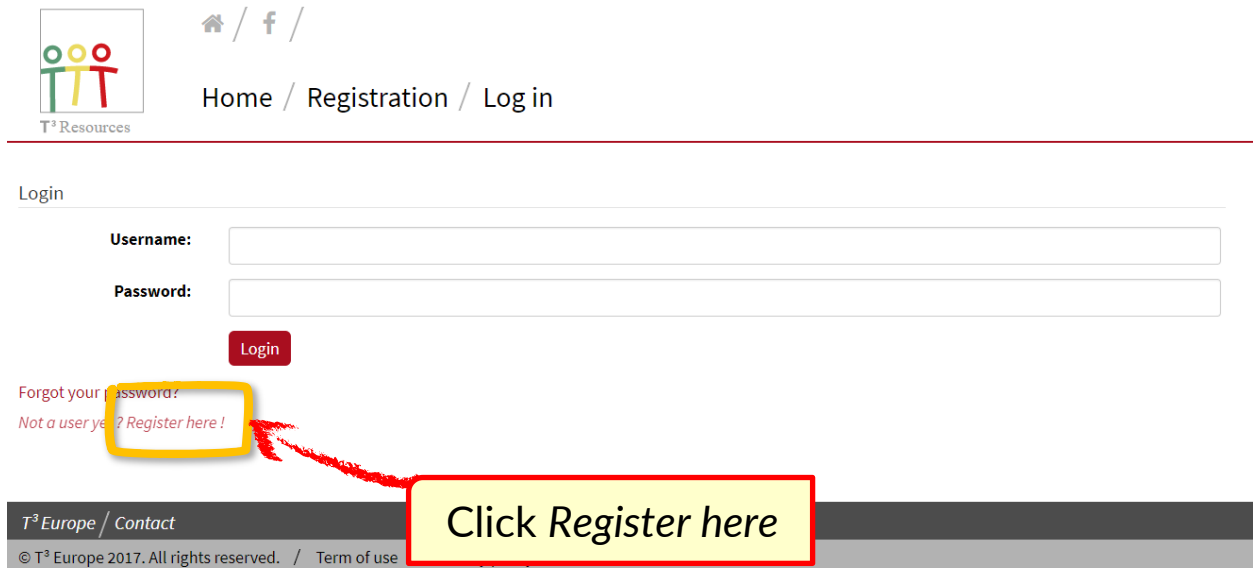
Author: Texas Instruments Inc
Topic: STEM
Tags: Electricity


Click on an Author, a Topic, or a Tag to receive a list of all resources that meet this criterion.

2. Submitting content

2a. User registration

Visit www.t3europe.eu/resources (or any other T³ site)



 [Home](#) / [Registration](#) / [Log in](#)

Login

Username:

Password:

[Login](#)

[Forgot your password?](#)
[Not a user yet? Register here!](#)

[Click Register here](#)

T³ Europe / [Contact](#)
© T³ Europe 2017. All rights reserved. / [Term of use](#)




[Home](#) / [Registration](#) / [Log in](#)

User registration

To submit resources, please register here first. You will get a confirmation of your registration per e-mail.

Necessary information:








Author Type *	<input type="text" value="Please Select"/>
Username *	<input type="text"/>
Password *	<input type="text"/> <small>Password length should be greater than 4 and less than 12, special characters are allowed</small>
Password again *	<input type="text"/> <small>Password length should be greater than 4 and less than 12, special characters are allowed</small>
City *	<input type="text"/>
Country *	<input type="text"/>
Email *	<input type="text"/>
<input type="checkbox"/> Email will be public if checked	



























Provide the requested information

Voluntary additional information:

Description Individual or Publisher

Formats ▾ **B** *I* U       

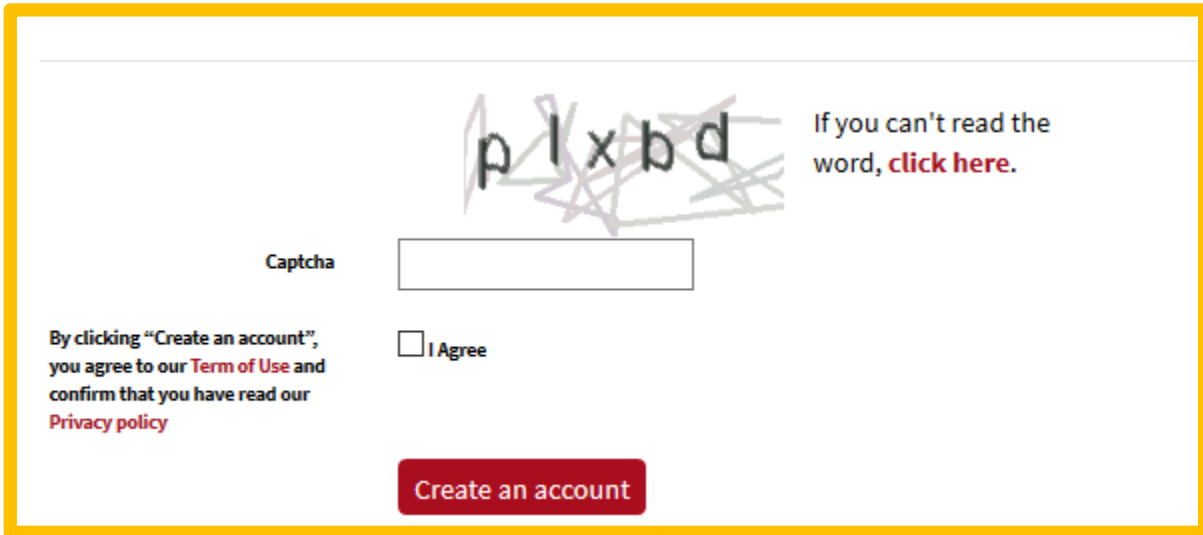
                       

Portrait photo or Publisher logo: No file selected.
jpg,png,jpeg,gif

Website

If you like, you can add some voluntary information

It's not required, however it's a nice gesture to the education community if you share a few words about who you are and how to contact you.



The screenshot shows a registration form with a yellow border. At the top center is a captcha image with the characters 'p l x b d' overlaid with a scribble. To the right of the captcha, it says 'If you can't read the word, [click here.](#)'. Below the captcha is a text input field labeled 'Captcha'. To the left of the input field, there is a checkbox labeled 'I Agree' and a paragraph: 'By clicking "Create an account", you agree to our [Term of Use](#) and confirm that you have read our [Privacy policy](#)'. At the bottom center is a red button labeled 'Create an account'.

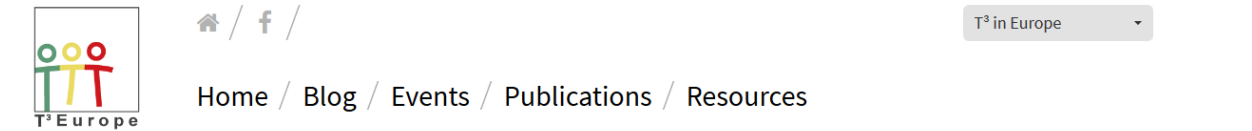
Enter the Captcha, confirm the terms of use, and click on *Create an account.*

You will receive a confirmation e-mail.

Click on the link within that e-mail to confirm your registration.

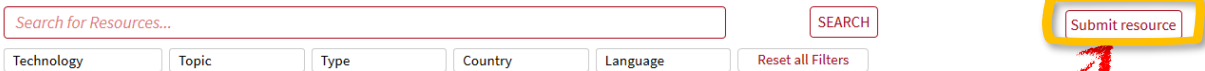
2b. Submission of a resource

Visit www.t3europe.eu/resources




The screenshot shows the top navigation bar of the T3 Europe website. On the left is the T3 Europe logo. To its right are home and Facebook icons. Further right is a dropdown menu labeled 'T³ in Europe'. Below these elements is a horizontal menu with links for 'Home / Blog / Events / Publications / Resources'.

T³ Europe Resources



The screenshot shows the search interface for T3 Europe Resources. It features a search bar with the placeholder text 'Search for Resources...'. To the right of the search bar is a 'SEARCH' button. Below the search bar are several filter buttons: 'Technology', 'Topic', 'Type', 'Country', 'Language', and 'Reset all Filters'. A 'Submit resource' button is highlighted with a yellow box and a red arrow pointing to it from a callout box.

Click *Submit resource*



The screenshot shows the top navigation bar of the T3 Resources website. On the left is the T3 Resources logo. To its right are home and Facebook icons. Further right is a horizontal menu with links for 'Home / Registration / Log in'.

Login



The screenshot shows the login form on the T3 Resources website. It consists of two input fields: 'Username:' and 'Password:'. Below the 'Password:' field is a 'Login' button highlighted with a yellow box and a red arrow pointing to it from a callout box.

[Forgot your password?](#)
[Not a user yet? Register here!](#)

Provide your login data and click *Login*

Click *New resource* here...



Home / f /

Home / Log out / **New resource** / My resources / My profile / User Guide

My resources

New resource

My profile

Change Password

User Guide

Personal Resources

List of resources

No Records Found.

...or here.



Home / f /

Home / Log out / **New resource** / My resources / My profile / User Guide

My resources

New resource

My profile

Change Password

User Guide

New Resources

Title *

Type *

Country *

Resource Language *

Technology *

- Data Logging
- Other
- Scientific
- TI-83/84 Family

For multiple selection use STRG Key

Topic *

- Biology
- Chemistry
- Computer Science
- Mathematics

For multiple selection use STRG Key

Title	Give your resource a name. This is a mandatory field.
Type	Choose between <i>Activities</i> , <i>Webinars</i> , <i>Videos</i> , and <i>Links</i> . Use <i>Activities</i> for textbooks. This is a mandatory field.
Country	Choose the resource's origin. This is a mandatory field.
Resource Language	Choose the resource's language. This is a mandatory field.
Technology	Choose the technologies that are featured in the resource. This is a mandatory field.
Topic	Choose the topics that best suit the content. This is a mandatory field.



Home / Log out / New resource / My resources / My profile / User Guide

Tags

--
2D shapes
3D Geometry
Acceleration

For multiple selection use STRG Key


Publishing year

2018

Short Description

200 of 200

Long Description



Rich text editor toolbar with options: Formats, Font Family, Font Sizes, IMAGE UPLOAD, and a text area containing the letter 'p'.

Tags

Choose the terms that best describe your content.

Publishing year

Indicate the year of the resource's production.

Short description

This text will appear in the search result overview and in the resource's detailed view. (Max. 200 characters)

Long description

This text will appear in the resource's detailed view only. (While rich formatting is possible we recommend keeping the formatting simple.)

Documents

Keine ausgewählt

Upload TI-Nspire TNS files, Microsoft Word, Microsoft PowerPoint, Adobe PDF or many other file formats

Images *

Keine ausgewählt

Upload Images

ISBN Nr

Add Co-Author

Documents

Upload accompanying documents.

(If multiple documents are uploaded, the system will automatically provide a ZIP file.)

Images

Upload an image to your resource (e.g. the cover).

(The first picture will be used as a thumbnail picture.)

This is a mandatory field.

ISBN

If your resource carries an ISBN number, you can indicate it here.

Add Co-Author

If more people than just you worked on the resource, you

Publishers

Editors

Licence type

Confirmation prior Submission* I confirm that I have read and accept the [Terms of Use](#) and [Privacy policy](#)

Publishers

Here you can indicate the resource's publisher(s).

Editors

Here you can indicate the resource's editor(s).

License type

Choose the license, under which the resource is being published (Creative Commons, Youtube standard license, publisher specific license).

If you upload your own resource, in most cases *Publisher specific license* is appropriate.

Confirmation

Please confirm and accept the terms of use and the privacy policy.

This is a mandatory field.

Save as draft

Your entries will be saved, but nothing else will happen. The resource can be edited under *My resources*.

Save and Preview

Your entries will be saved and uploaded to the server and a preview is being generated. Now you can see what your database record is going to look like once it's published on the database.

Save and publish

Your entries will be saved and submitted for review. You will receive an e-mail about the review outcome. Once your content gets approved, it is published on the database.

3. Feedback and Contact

Thank you for using the content portal.

Texas Instruments is having processes in place to ensure a high quality of the uploaded content. Hence, every uploaded content will undergo a review procedure prior to publication.

Still errors could happen, so please give us a hint if you discover flaws in our database.

The responsibility for each activity is with the mentioned author.

For feedback about the portal in general, a particular activity or any other inquiry please e-mail: ti-cares@ti.com

4. Disclaimer

The content database has been developed with support of T³ Europe. It is administered by Texas Instruments Education Technology GmbH, Haggertystr. 1, 85356 Freising, Germany

Terms and Conditions